







































# PCNP 2007-2008 Salary Survey

1. Regional Membership Group			Response Percent	Response Count
Berks			11.3%	56
Blair			2.4%	12
Buxmont			7.4%	37
Chestmont			3.2%	16
Greater Susquehanna Valley			5.6%	28
Lancaster Area Advanced Practice Providers			5.6%	28
Laurel Highlands			1.0%	5
Lebanon			0.4%	2
Lehigh Valley			4.0%	20
Members at Large			0.2%	1
Midstate NP Group			1.4%	7
Monroe			0.8%	4
Northwest PA NP Assoc			3.8%	19
NP Assoc of Southwestern PA			10.7%	53
<b>NP of Central Pennsylvania</b>			<b>11.7%</b>	<b>58</b>
NP of Northeastern PA			4.4%	22
Pa- Del Val NAPNAP			2.4%	12
Philadelphia			7.0%	35
Pine Creek North Central			0.4%	2
Southern Chester County			1.8%	9
Three Rivers NAPNAP			3.4%	17
Tri County Regional NP			1.8%	9
No response noted			9.1%	45

	<i>answered question</i>	<b>497</b>
	<i>skipped question</i>	<b>0</b>

<b>2. Type of NP Certification</b>			<b>Response Percent</b>	<b>Response Count</b>
Acute Care NP			7.8%	39
Adult NP			16.7%	83
<b>Family NP</b>			<b>51.7%</b>	<b>257</b>
Gerontological NP			1.8%	9
Neonatal NP			0.6%	3
Pediatric NP			10.3%	51
Psych/ Mental Health NP			1.6%	8
Women's Health NP			6.4%	32
Other (please specify)			3.0%	15
			<i>answered question</i>	<b>497</b>
			<i>skipped question</i>	<b>0</b>

<b>3. Years of Advanced Practice</b>			<b>Response Percent</b>	<b>Response Count</b>
Student			1.2%	6
<b>0-5 years</b>			<b>30.6%</b>	<b>152</b>
6-10 years			30.2%	150
11-15 years			20.7%	103
>15 years			16.7%	83
Retired			0.6%	3
			<i>answered question</i>	<b>497</b>
			<i>skipped question</i>	<b>0</b>









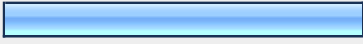


#### 4. Current Location of Employment

		Response Percent	Response Count
Occupational Health		3.2%	16
Acute care / Hospital setting		11.9%	59
Education		2.8%	14
<b>Private Practice</b>		<b>30.8%</b>	153
Clinic		14.7%	73
College Health		2.8%	14
Corrections		0.6%	3
Gerontological (ALF, LTC)		2.8%	14
Retail Clinic		1.0%	5
School NP		1.8%	9
Surgery		1.2%	6
Independent practice		4.6%	23
Hospital		15.5%	77
Other		4.4%	22
Mental Health setting		1.8%	9
		Other (please specify)	32
		<b>answered question</b>	<b>497</b>
		<b>skipped question</b>	<b>0</b>

5. Employment Status			Response Percent	Response Count
Student			1.0%	5
Part time			20.9%	104
<b>Full time</b>			<b>77.3%</b>	384
Retired			0.6%	3
Unemployed			0.2%	1
			<b>answered question</b>	<b>497</b>
			<b>skipped question</b>	<b>0</b>

6. Does your current job responsibilities include: (select all that apply)			Response Percent	Response Count
Evenings			34.0%	169
Weekends			26.8%	133
Holidays			12.1%	60
Hospital care			20.1%	100
Call rotation			10.5%	52
<b>None of these</b>			<b>43.5%</b>	216
			<b>answered question</b>	<b>497</b>
			<b>skipped question</b>	<b>0</b>

**7. Benefits of Employment (select all that apply)**

		Response Percent	Response Count
Health Insurance		81.1%	403
Malpractice Insurance		83.5%	415
Paid continuing education		79.7%	396
Profit sharing / bonuses		30.6%	152
Professional association dues		40.6%	202
Licensure reimbursement		46.1%	229
Certification reimbursement		45.3%	225
<b>Vacation</b>		<b>85.7%</b>	426
Retirement plan		39.4%	196
Tuition reimbursement		24.1%	120
None of these		4.0%	20
		<i>answered question</i>	<b>497</b>
		<i>skipped question</i>	<b>0</b>








**8. How much do you spend on certifications, required registrations and license, continuing education and organizational dues that is not reimbursed by your employer?**

		Response Count
		497
		<i>answered question</i>
		<b>497</b>
		<i>skipped question</i>
		<b>0</b>

9. Salary per hour			Response Percent	Response Count
N/A: Student			1.2%	6
<\$30.00/hour			7.6%	38
\$31.00-\$35.00/hour			28.4%	141
<b>\$36.00-\$40.00/hour</b>			<b>30.6%</b>	152
\$41.00-\$45.00/ hour			19.1%	95
\$45.00- \$49.00/hour			8.0%	40
>\$50.00/hour			4.2%	21
N/A: Retired			0.8%	4
		<b>answered question</b>		<b>497</b>
		<b>skipped question</b>		<b>0</b>

10. Do you currently utilize the following throughout your day: (select all that apply)			Response Percent	Response Count
PDA / palm pilot / pocket PC			45.1%	224
<b>Internet for professional use</b>			<b>76.5%</b>	380
Electronic medical record			49.5%	246
Pager			39.2%	195
None of these			8.5%	42
		<b>answered question</b>		<b>497</b>
		<b>skipped question</b>		<b>0</b>

**11. Does your current position require you to: (select all that apply)**

		Response Percent	Response Count
Precept students or residents		41.9%	208
Conduct research / data collection		25.8%	128
Supervise ancillary staff		34.8%	173
Participate in QI activities		37.2%	185
Conduct chart reviews		25.6%	127
<b>Have a DEA Number</b>		<b>54.3%</b>	270
None of these		14.5%	72
		Other (please specify)	4
		<b>answered question</b>	<b>497</b>
		<b>skipped question</b>	<b>0</b>